



Promedio de Activos

31,90 mil M

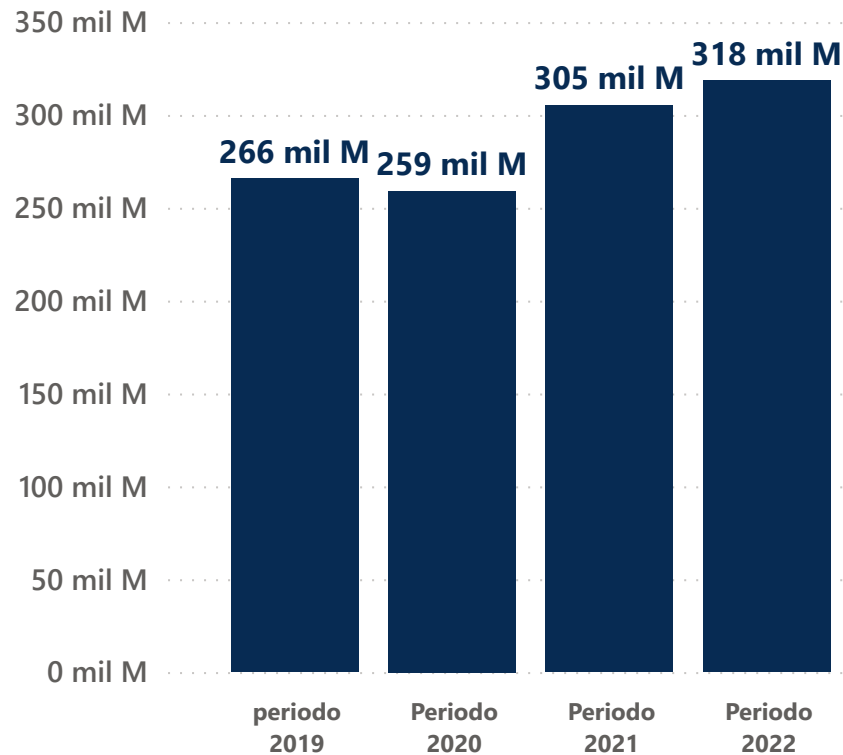
Promedio de Pasivos

4,14 mil M


Promedio de Patrimonio Neto

138,71 mil M

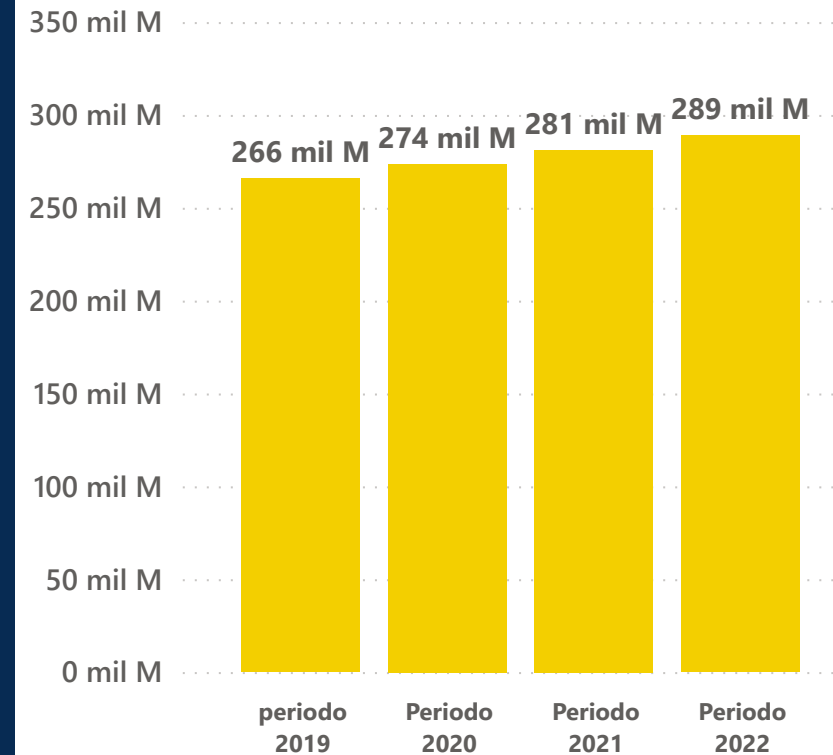
Activos por Periodo



Pasivos por Periodo



Patrimonio Neto por Periodo





Promedio de Activos

31,90 mil M

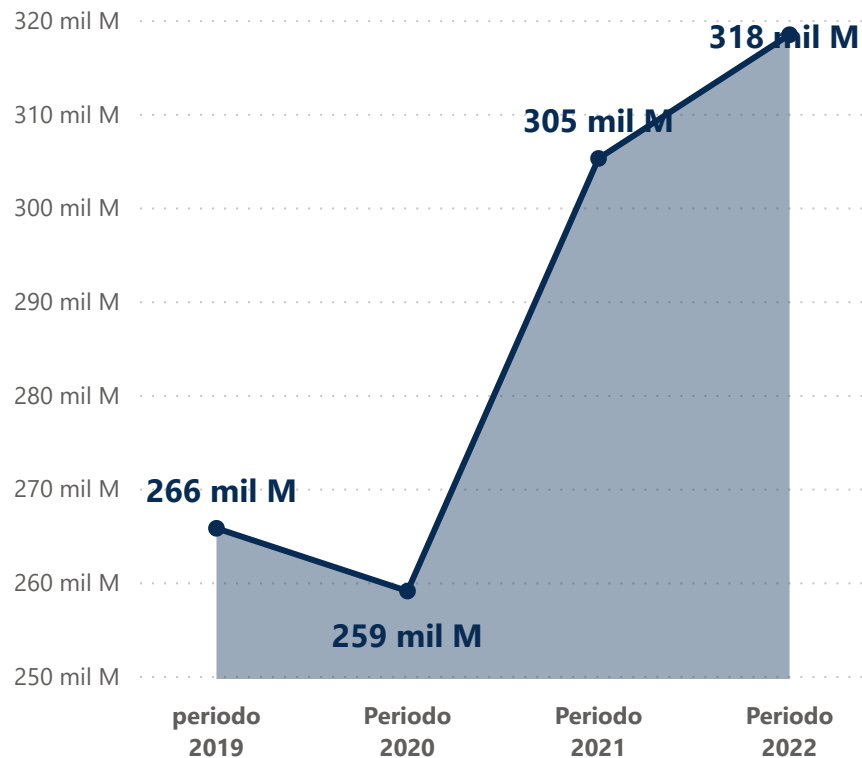
Promedio de Pasivos

4,14 mil M

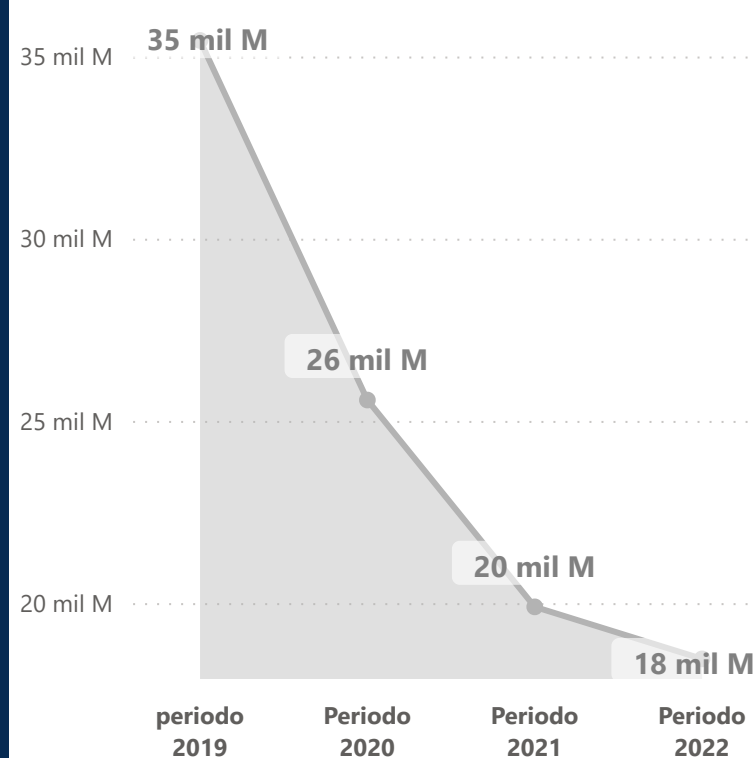
Promedio de Patrimonio Neto

138,71 mil M

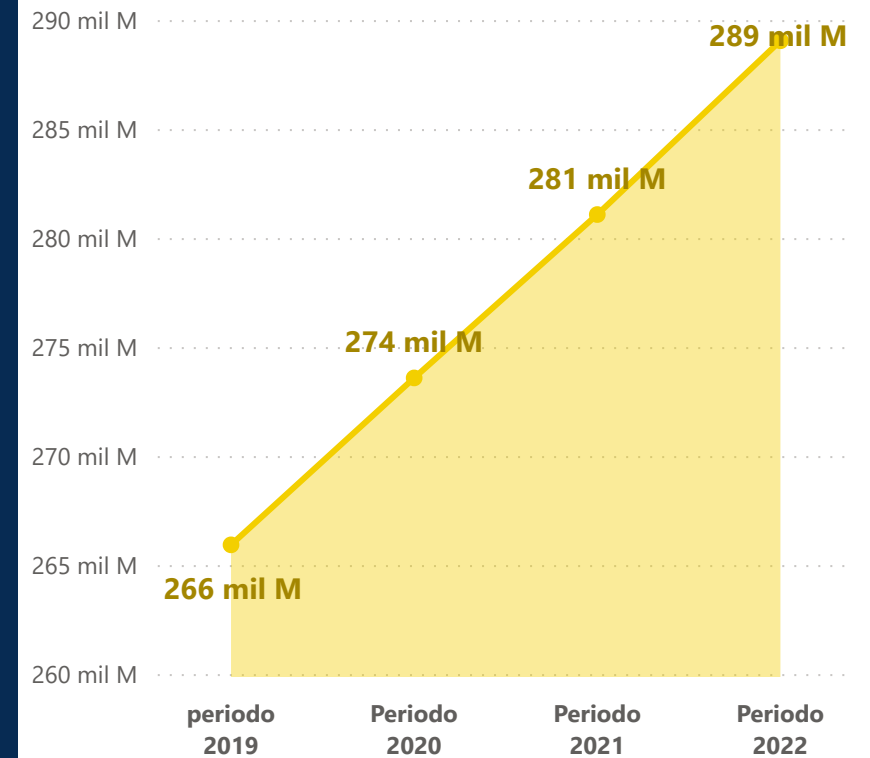
Activos por Periodo



Pasivos por Periodo



Patrimonio Neto por Periodo





Promedio de Activos

31,90 mil M

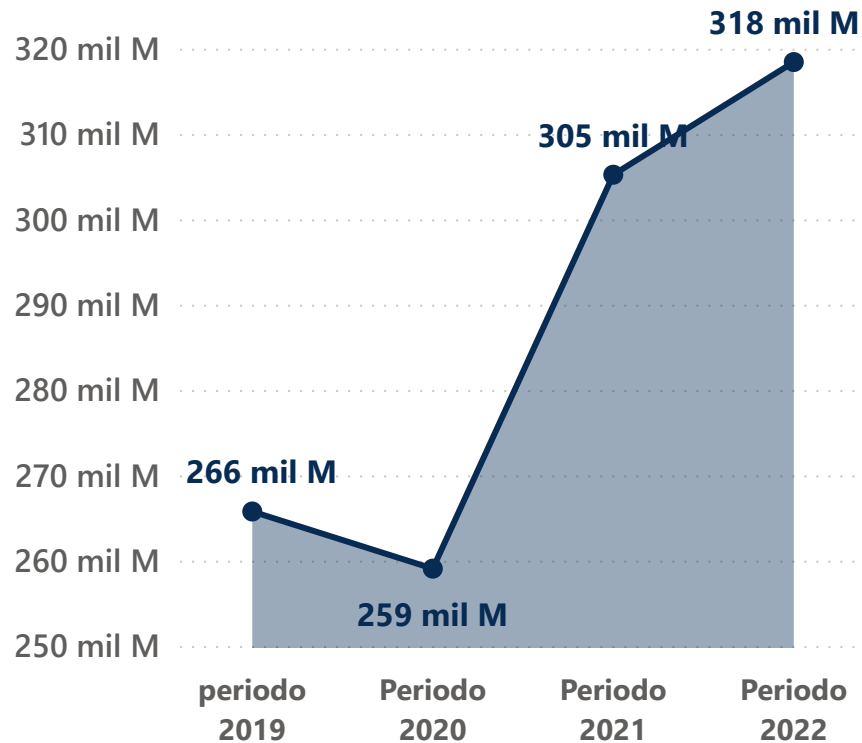
Promedio de Pasivos

4,14 mil M

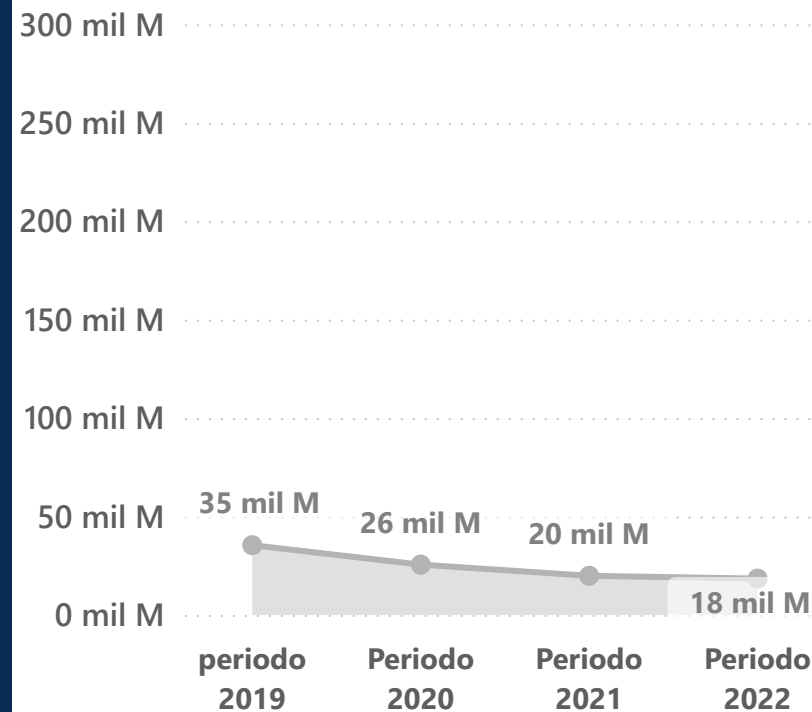
Promedio de Patrimonio Neto

138,71 mil M

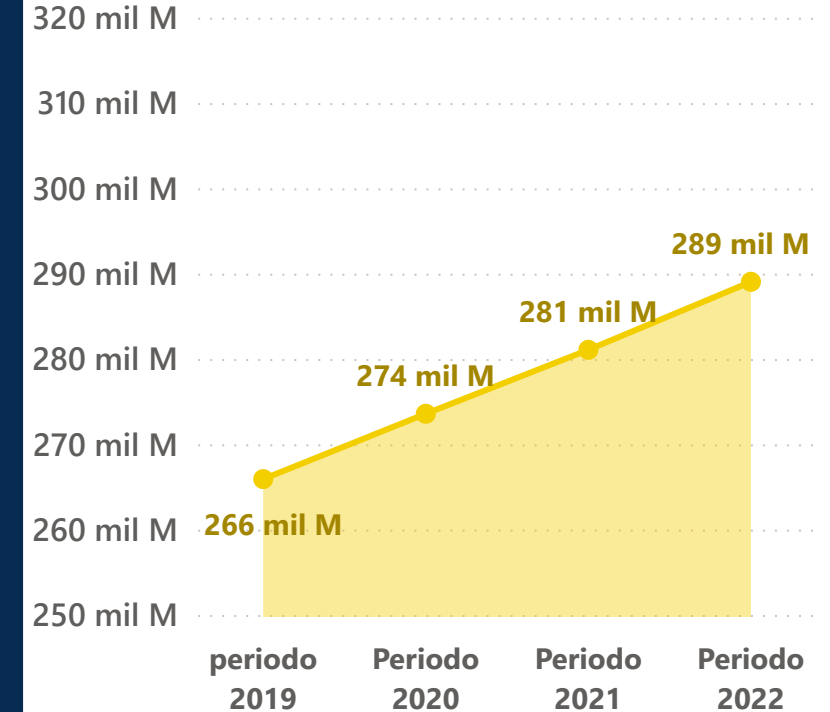
Activos por Periodo



Pasivos por Periodo



Patrimonio Neto por Periodo



BALANCE DESGLOSADO

Cuentas	Periodo 2019	Periodo 2020	Periodo 2021	Periodo 2022	2022 vs 2021
Activos	265.763.636.601	259.065.406.507	305.237.275.529	318.442.704.023	
PrevisionesParaPropiedad,PlantaYEquipos	0	0	-544.229.456	-5.450.243.076	↑ 901,46 %
InversionesTemporarias	7.784.246.264	6.505.813.231	7.358.883.498	16.832.091.875	↑ 128,73 %
Disponibilidades	11.858.777.597	7.928.149.935	13.785.915.869	18.820.399.836	↑ 36,52 %
Existencias	1.865.085.760	1.838.360.426	1.798.029.211	2.336.682.876	↑ 29,96 %
ActivosIntangibles	963.875.449	903.340.051	944.390.533	1.202.068.329	↑ 27,29 %
BienesDeUso	10.497.892.718	11.187.326.168	10.023.707.857	12.713.379.027	↑ 26,83 %
Creditos	3.062.582.063	2.722.711.810	1.753.881.171	1.871.628.310	↑ 6,71 %
Inmuebles	230.342.674.300	228.523.934.342	270.116.696.846	270.116.696.846	→ 0,00 %
OtrasDepreciaciones	-611.497.550	-544.229.456	0	0	→ 0,00 %
Pasivo	35.442.107.345	25.573.597.898	19.897.534.286	18.469.457.053	
ObligacionesSociales	299.967.252	687.431.445	303.325.101	1.427.498.147	↑ 370,62 %
ObligacionesFiscales	138.303.567	48.772.068	103.633.597	241.806.490	↑ 133,33 %
ObligacionesComerciales	5.320.671.086	3.983.622.366	2.117.268.460	3.789.153.518	↑ 78,96 %
ObligacionesFinancieras	28.933.401.720	20.475.738.687	16.308.539.571	12.803.006.332	↓ -74,33 %
Provisiones	749.763.720	378.033.332	1.064.767.557	207.992.566	↓ -80,47 %
Patrimonio Neto	265.928.352.000	273.585.205.801	281.080.033.849	289.051.447.608	
Exedentes/DeficSIAcumulado	97.159.751.010	104.816.604.811	112.311.432.859	120.282.846.618	↑ 7,10 %
Reservas	168.768.600.990	168.768.600.990	168.768.600.990	168.768.600.990	→ 0,00 %

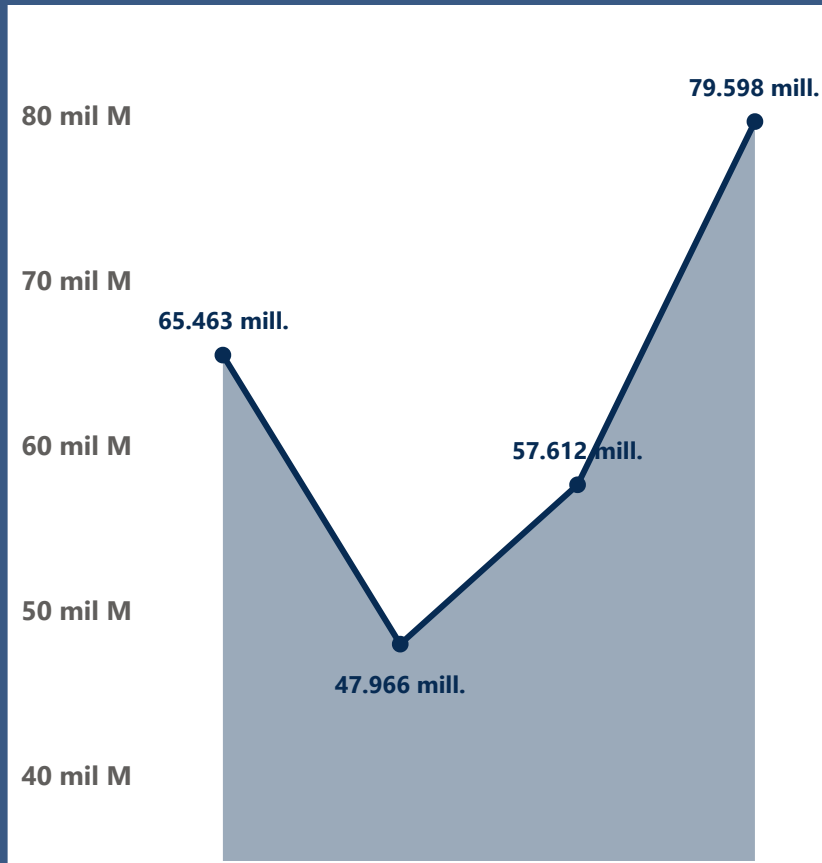
ESTADO DE RESULTADOS

Categoría	Periodo 2019	Periodo 2020	Periodo 2021	Periodo 2022
☐ Ingresos	65.463.138.752	47.965.809.496	57.612.450.543	79.598.294.456
Ingresos de cuotas de ingreso	10.798.024.345	6.532.951.804	9.503.382.493	10.199.533.370
Ingresos de cuotas sociales	35.523.815.000	34.610.710.202	38.121.662.048	35.691.554.000
Ingresos de servicios	12.768.666.300	3.902.941.792	7.921.308.328	11.494.719.968
Ingresos por auspicio	2.923.051.637	1.814.763.336	718.737.919	1.788.961.117
Ingresos por Evento	0	0	0	2.193.031.181
Ingresos y Gastos Operativos	2.242.017.281	595.786.616	706.714.739	17.977.680.597
Otros ingresos y egresos	1.207.564.189	508.655.746	640.645.016	252.814.223
☐ Gastos	-57.806.284.950	-40.470.981.446	-49.641.036.787	-63.114.996.740
Costo de ventas de Servicios	-11.527.990.689	-5.777.615.560	-9.651.374.331	-10.557.808.047
Gastos administrativos	-36.610.132.775	-31.146.996.121	-32.484.918.490	-38.250.504.217
Gastos de eventos	-7.789.686.772	-1.453.208.366	-2.939.060.967	-12.213.817.031
Subtotal	-1.878.474.714	-2.093.161.399	-4.565.682.999	-2.092.867.445
☐ Excedentes	7.656.853.801	7.494.828.048	7.971.413.759	16.483.297.717
Excedente	7.656.853.801	7.494.828.048	7.971.413.759	16.483.297.717



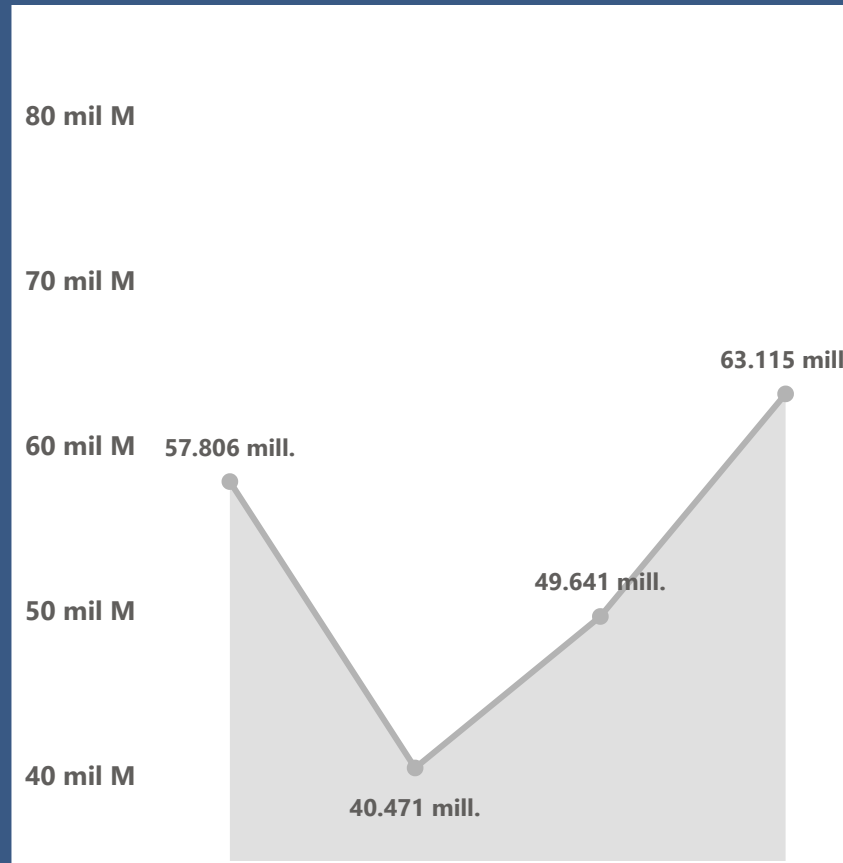
ESTADO DE RESULTADOS

Ingresos



Periodo 2019

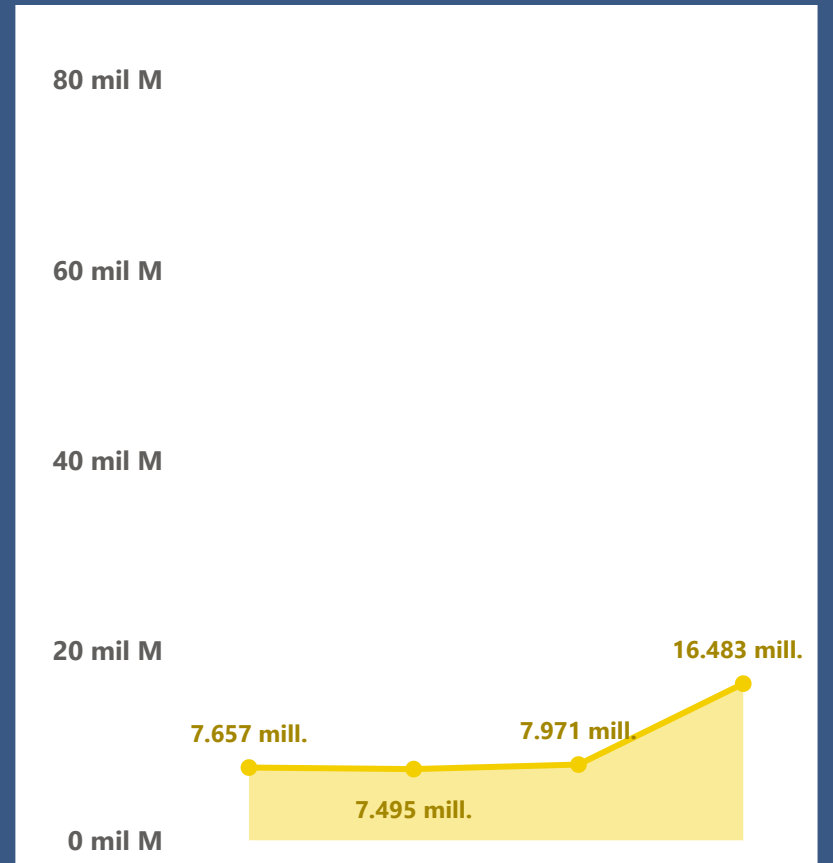
Gastos



Periodo 2020

Periodo 2021

Excedentes

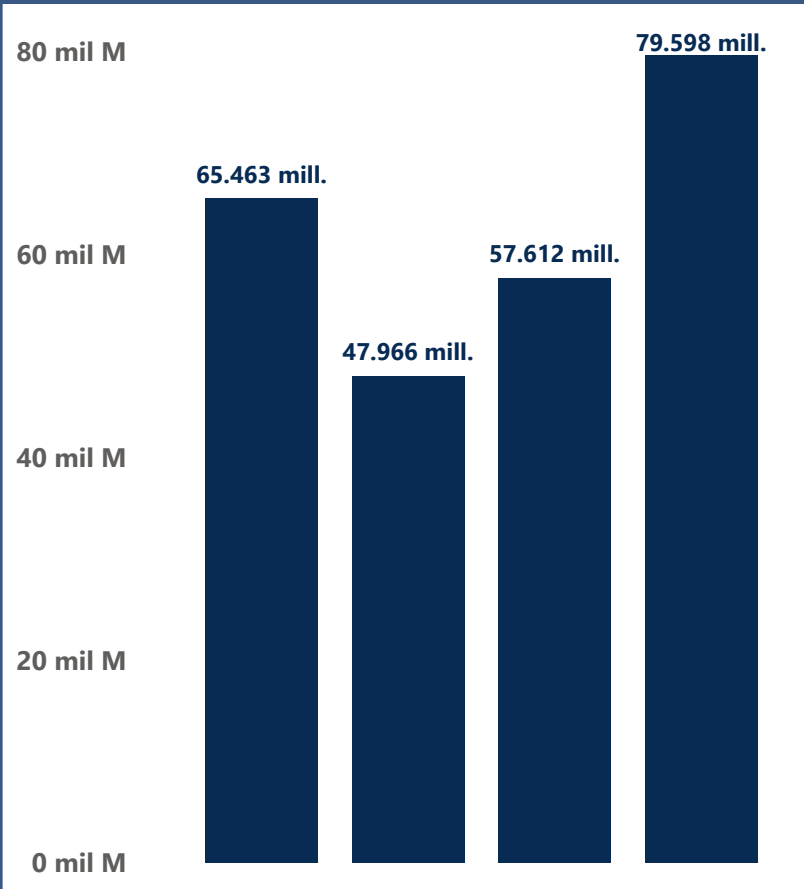


Periodo 2022



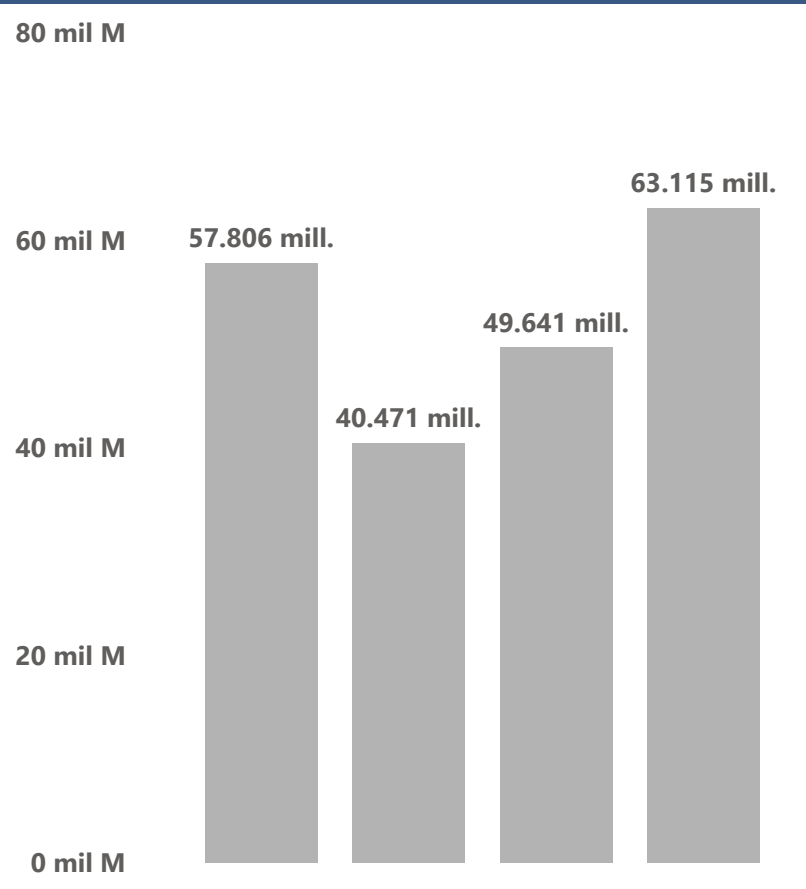
ESTADO DE RESULTADOS

Ingresos



Periodo 2019

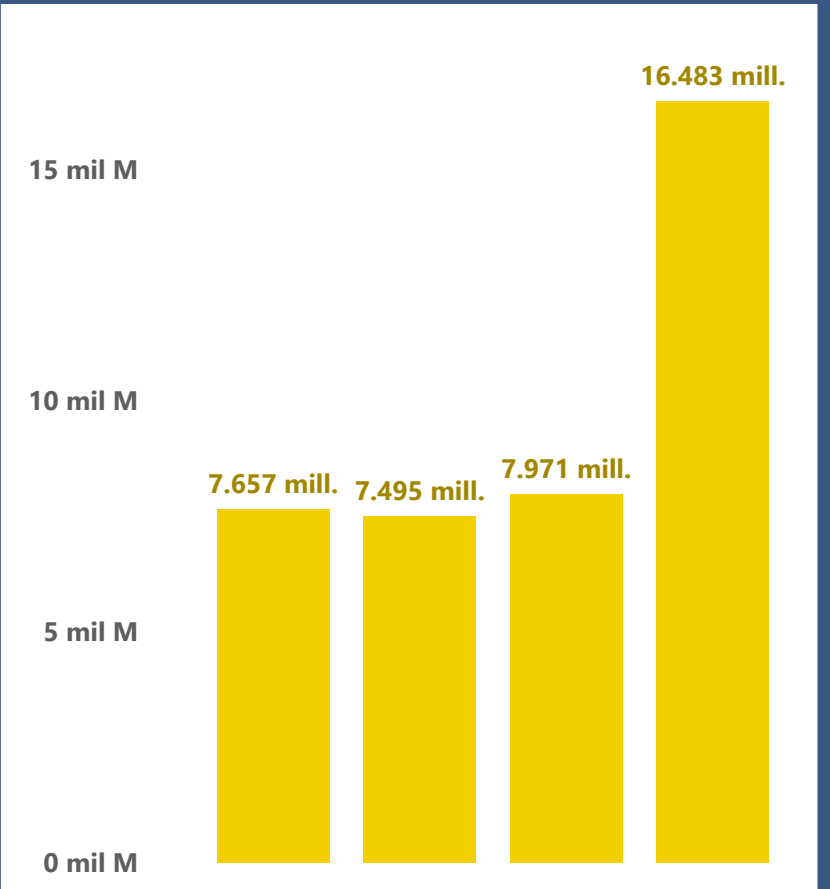
Gastos



Periodo 2020

Periodo 2021

Excedentes



Periodo 2022

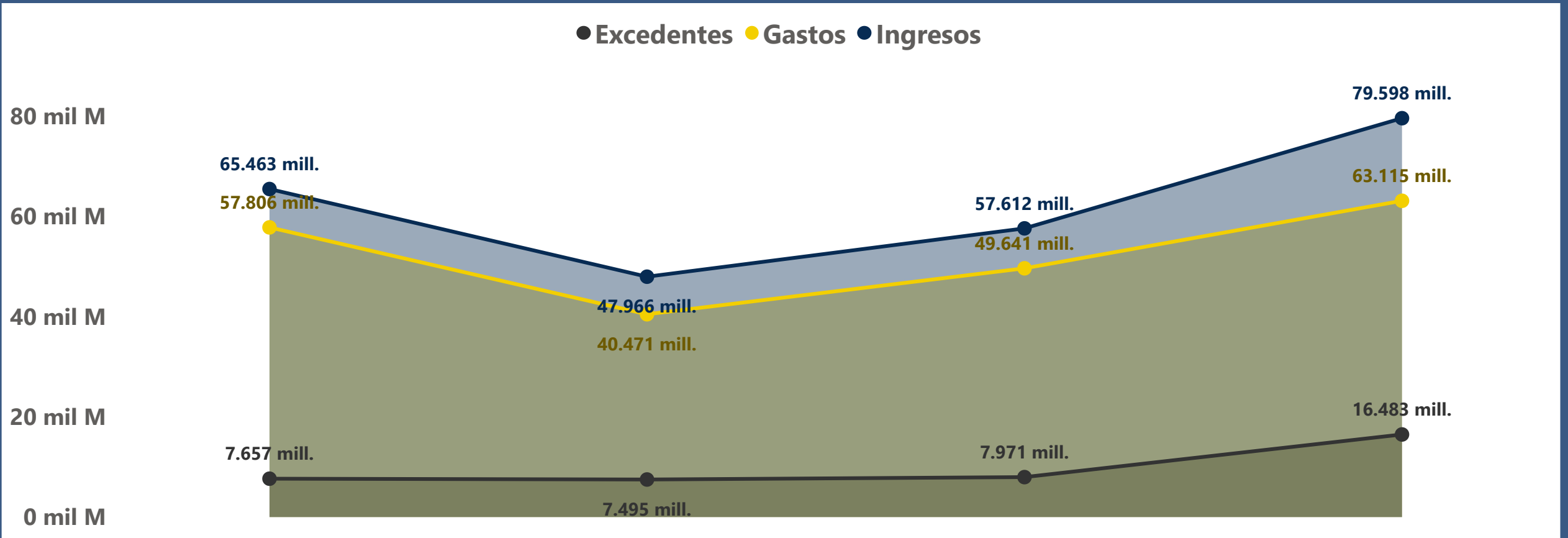


ESTADO DE RESULTADOS

Ingresos

Gastos

Excedentes



Periodo 2019

Periodo 2020

Periodo 2021

Periodo 2022



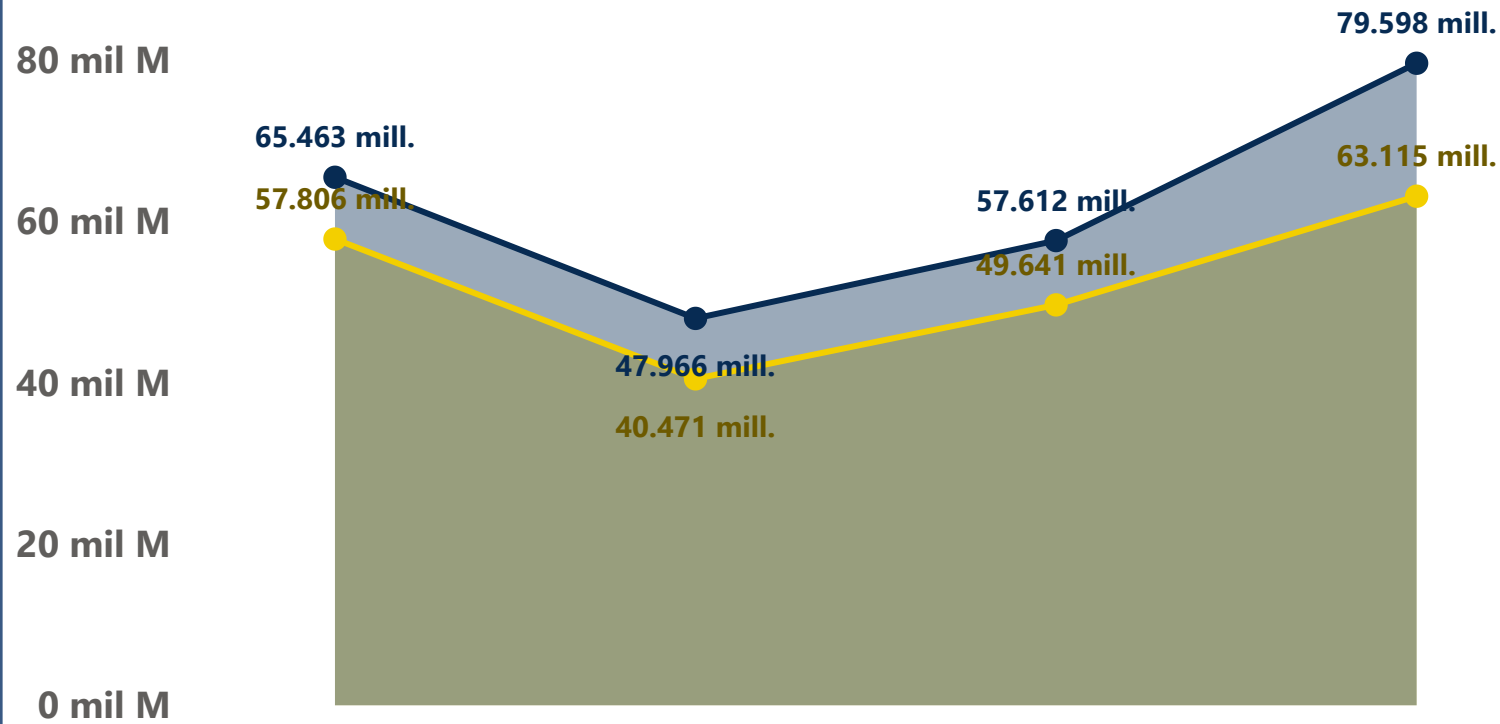
ESTADO DE RESULTADOS

Ingresos

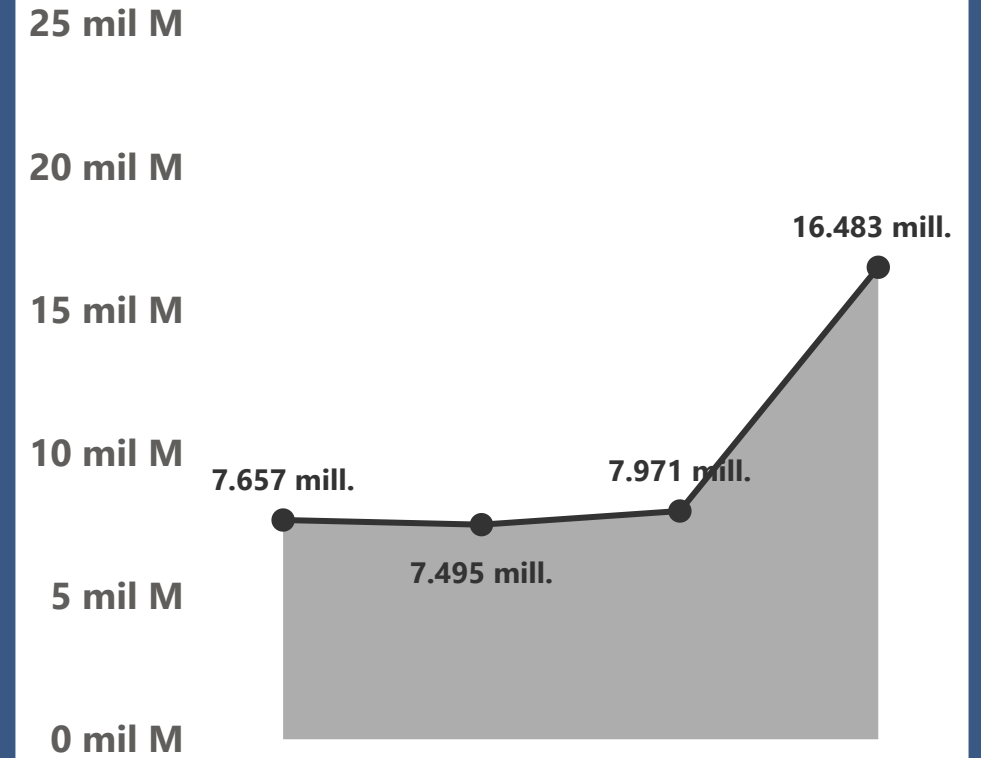
Gastos

Excedentes

● Gastos ● Ingresos



● Excedentes



Periodo 2019

Periodo 2020

Periodo 2021

Periodo 2022